
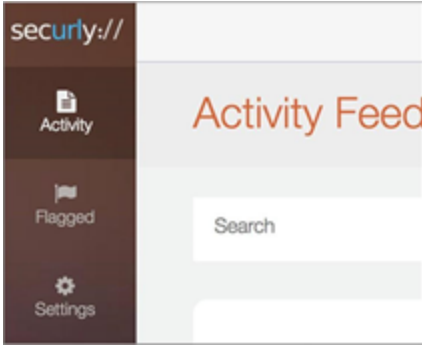



Dear Parents,

Central 301 uses Securly to help keep students safe on their school issued devices. Starting with this school year, you will receive a weekly email from Securly.com that will show you a preview of your child’s online activity. To receive access to their full online activity history, you can enter the free Parent Portal. If you do not wish to receive the weekly email from Securly, simply click unsubscribe in the bottom left corner of the email.

	<p>To enter the Parent Portal, click on the "go to my parent portal" link, or the “sign up” link at the bottom of your weekly email. You will be asked to check two boxes and then click “Yes, please set up my account.” Once you do this, you will receive an email with login and password information. After you set up your account, you can enter the Parent Portal any time by going to www.securly.com and clicking on “login.”</p>
--	--

	<p>The Parent Portal contains three categories on the left from which you can choose:</p> <ol style="list-style-type: none"> 1. Activity -Shows a real-time audit trail of your child's online activity. 2. Flagged - We don't allow access to social media on the Chromebooks, so I believe this category will remain blank. 3. Settings -Allows you to control content on the device at home only.
---	---

Please email help@securly.com if you have further questions.

	<p>You can opt out of Securly Parent Emails here!</p>
---	---